


SKYLARK GRAN SPORT


GRAN SPORT EXTERIOR TRIM



Skylark 2-Door Coupe (Gran Sport option) Regular Exterior Trim (in Black), Optional Exterior Trim (in Red). Interior trim combinations may be found on pages 18 and 19.




Skylark Sport Coupe (Gran Sport option) Regular Exterior Trim (in Black), Optional Exterior Trim (in Red). Interior trim combinations may be found on pages 22 and 23.




Skylark Convertible (Gran Sport option) Regular Exterior Trim (in Black), Optional Exterior Trim (in Red). Interior trim combinations may be found on pages 22 and 23.

REGULAR EQUIPMENT ENGINE



Wildcat 445 engine rated at 325 horsepower @ 4400 rpm. Torque rated at 445 ft-lbs @ 2800 rpm. Displacement: 400 cubic inches. Compression ratio: 10.25 to 1. Carburetion: Single 4-barrel carburetor. Premium fuel required.

BUCKET SEATS (EXTRA COST)



Sport Coupe and Convertible (Convertible shown) available in Blue (Convertible only), White, Red, Black (Convertible only), and Saddle. The 2-door Coupe is available in Blue, Red, Black, and Saddle. Refer to pages 18 and 19 for illustration of interior.

OPTIONAL CUSTOM VINYL TOP



When an optional vinyl roof covering is ordered for a Skylark Gran Sport, the covering extends down over the sail panel as shown. Coverings are available in White or Black.

REGULAR EQUIPMENT TRANSMISSION



The regular equipment transmission is a three-speed manual with all forward gears synchronized. The short throw shift lever is floor-mounted and rubber booted.



An optional four-speed manual transmission is available for all models. All four forward speeds are fully synchronized. The shift lever is floor mounted and rubber booted. Accidental shifting into reverse is prevented by the positive reverse lockout trigger on the shift lever.



The Super Turbine automatic transmission is available on all models. Console mounted shift lever is regular equipment. Console also has hidden storage area.

OPTIONAL CONSOLETTETTE




An optional consolette is available for use with the 3-speed or 4-speed manual transmission. Vinyl covered, the consolette has provisions for mounting a tachometer. When used with the 3- or 4-speed manual transmission, transmission shift pattern is indicated on the consolette rather than on the shift knob.

OPTIONAL CONSOLE



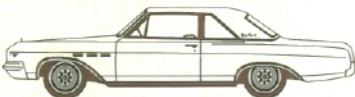
A storage console is available for use with the 3- and 4-speed manual transmissions, with or without the optional consolette. The storage console cannot be used when the Gran Sport is equipped with an automatic transmission.

OPTIONAL WHEELS AND WHEEL COVERS




Chrome plated, Formula V wheels are available for all Gran Sport models. Wire wheels covers with simulated "knock-off" hubs are also available.

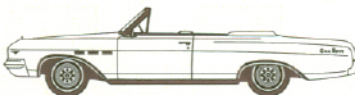
GRAN SPORT EXTERIOR TRIM



Skylark 2-Door Coupe Gran Sport Exterior Trim




Skylark Sport Coupe Gran Sport Exterior Trim



Skylark Convertible Gran Sport Exterior Trim

WILDCAT 445 ENGINE

High performance 400 cubic inch engine. Horsepower: 325 @ 4400 rpm; Torque: 445 ft.-lbs. @ 2800 rpm; Type: OHV V-8; Bore and Stroke: 4.19 x 3.64; Carburetor: 4 BBL; Compression ratio: 10.25:1. Short-stroke 90° V-8, cast iron alloy with five main bearings. Intake valves—1.875". Exhaust valves—1.50". Low restriction dual exhausts.



BUCKET SEATS REQUIRED IN ALL MODELS



Skylark 2-door Coupe Gran Sport. All-vinyl. Front bucket seats. Available in Blue, Red, Saddle, and Black.



Skylark Sport Coupe and Convertible Gran Sport (Convertible shown). All-vinyl. Front bucket seats. Available in Blue (Sport Coupe only), Red, Black (Convertible only), Saddle, and White.

OPTIONAL CUSTOM VINYL TOP COVERING



The optional custom vinyl top covering extends down the sail panel as shown. Available in Black or White for the Sport Coupe and 2-door Coupe Gran Sport.

TRANSMISSIONS

4-speed manual transmission optional on all models. Synchronized in all forward speeds. Floor mounted shift lever. Ratios are 2.20 in 1st; 1.64 in 2nd; 1.31 in 3rd; 1.00 in 4th.

3-speed manual transmission regular equipment on all models. Synchronized in all forward speeds. Floor mounted shift lever. Ratios are 2.49 in 1st; 1.59 in 2nd and 1.00 in 3rd.

Super Turbine optional on all models. Floor mounted, full length console with storage area part of option. Provision for mounting tachometer.

OPTIONAL CONSOLELETTE

Pebble-grained vinyl consolelette available in all models with either the 3-speed or 4-speed synchromesh transmission. Consolelette has provision for mounting a tachometer. When used with the 3- or 4-speed transmission, shift pattern is located on the consolelette rather than the shift knob. Not available with automatic transmission.

OPTIONAL STORAGE CONSOLE

A between seats storage console is available on all models equipped with 3-speed or 4-speed synchromesh transmission. The console can be installed with or without the consolelette. Not available on Super Turbine equipped models.

RIDE AND HANDLING

Ball joint independent front suspension. Four-link rear suspension. Coil springs, front and rear. Heavy-duty springs, shocks, and stabilizer bar—designed specifically for the Skylark Gran Sport. A special, heavy-duty frame is used in all models for extra strength and stability.



EXTERIOR COLORS					CONVERTIBLE TOPS		CUST. VINYL TOP
A-REGAL BLACK	E-MIDNIGHT BLUE	K-TURQUOISE MIST	R-FLAME RED	V-SHELL BEIGE	1-WHITE	4-BLUE	1-WHITE
C-ARCTIC WHITE	H-SEAFOAM GREEN	L-MIDNIGHT AQUA	S-SAHARA MIST	Y-BAMBOO CREAM	2-BLACK	6-BEIGE	2-BLACK
D-ASTRO BLUE	J-VERDE GREEN	N-BURGUNDY MIST	T-CHAMPAGNE MIST	Z-SILVER CLOUD			

MODEL		VINYL (INTERIOR)				
COUPE	V8 4427	BLUE-191		RED-197	BLACK-198	SADDLE-199
SPORT COUPE	V8 4437	BLUE-151	WHITE-154	RED-157	BLACK-158	SADDLE-159
CONVERTIBLE	V8 4467		WHITE-154	RED-157	BLACK-158	SADDLE-159

OPERATION & PERFORMANCE OPTIONS									
A	3	GR.SPORT WITH 4-SPD SYNC.TRANS.(PERFORM. GROUP)	L	1	SOFT-RAY TINTED GLASS				
	9	GR.SPORT WITH 3-SPD SYNC.TRANS.(PERFORM. GROUP)		2	SOFT-RAY TINTED WINDSHIELD				
B	9	GR.SPORT WITH SUPER TURBINE TRANS.(PERFORM. GRP)	M	6	WINDSHIELD WASHER-DUAL SPEED WIPERS				
C	6	POWER STEERING		7	REAR WINDOW DEFROSTER N.A. ON CONVERTIBLES				
	7	POWER BRAKES		8	M6 AND M7-N.A. ON CONVERTIBLES				
	8	C6 AND C7	O	4	DOOR GUARDS				
D	1	SOMOMATIC RADIO WITH MANUAL ANTENNA		5	REMOTE CONTROL OUTSIDE REAR VIEW MIRROR				
E	6	REAR SEAT SPEAKER-N.A. ON CONVERTIBLES		6	O4 AND O5				
F	1	WHITETALL TIRES	P	1	CARPET SAVERS AND HANDY MATS				
	2	OVERSIZE WHITETALL TIRES		2	CARPET SAVERS				
	3	OVERSIZE BLACKWALL TIRES	Q	5	POWER SEAT-4 WAY TILT ADJUSTER				
G	4	POSITIVE TRACTION DIFFERENTIAL	R	1	POWER WINDOWS				
I	6	AIR CONDITIONER	S	7	TILT STEERING WHEEL (B9 REQUIRED)				
J	1	2 CUSTOM SEAT BELTS WITH RETRACTORS (FRONT ONLY)	U	6	CONVENIENCE GROUP				
	2	LESS 2 DELUXE SEAT BELTS (FRONT ONLY)		8	TACHOMETER				
K	9	BACK-UP LIGHTS		3	U6 AND 68				
			V	2	CHROME PLATED WHEELS FOR 7.35x14 OR 7.75x14 TIRES				
				3	WIRE WHEEL COVERS				
			W	5	CUSTOM BRIGHT EXTERIOR MOLDINGS				

BAL – Baltimore Plant
KAN – Kansas City Plant
FB – Flint Michigan Plant

Production Number

Month & Week

01 = JAN
02 = FEB
03 = MARCH
04 = APRIL
05 = MAY
06 = JUNE
07 = JULY
08 = AUG
09 = SEPT

A = 1st week
B = 2nd week
C = 3rd week
D = 4th week

65 = Model Year
44427 – Post Sedan
44467 – Convertible
44437 – Coupe

Trim (Interior Color)

151 – Blue
154 – White
157 – Red
158 – Black
159 – Saddle

After the hyphen, a letter designates the seat type.

B - Buckets (B is the only option that should show on a GS and this letter may not always be present)

GENERAL MOTORS CORPORATION

03A

ST → 65-44467 KAN 8808 BODY

TR → 158-B

R-2 ← PAINT

W 2 XG 3 H 4 FS 5 KW

BODY BY FISHER

Group Numbers

First Group

E = Tinted glass (all windows)
O = Two tone paint
T = Might be power drivers seat ??
W = Tinted windshield
X = Power Windows

Second Group

B = Three speed trans
F = Console for 3 or 4 speed trans
G = Long auto console
K = Air conditioning
L = Four Speed
P = Back up lamps
R = Don't know (rear speaker) ??
X = St 300 auto trans

Third Group

B = Rear window defogger
H = Deluxe trim / wide belt molding

Fourth Group

F = Remote controlled outside driver's mirror
S = GS trim

Fifth Group

K = Door edge guards
W = Deluxe seat belts with retractors

Exterior Color

A – Regal Black
C – Arctic White
D – Astro Blue Poly
E – Midnight Blue Poly
H – Seafoam Green Poly
J – Verde Green Poly
K – Turquoise Mist Poly
L – Midnight Aqua Poly
N – Burgundy Mist Poly
R – Flame Red
S – Sahara Mist Poly
T – Champagne Mist Poly
V – Shell Beige
Y – Bamboo Cream
Z – Silver Cloud Poly

After the hyphen, a letter designates the top paint color.

A number designates a cloth or vinyl top color.

1 – White
2 – Black
3 – Beige
4 – Blue